



## Annual General Meeting

Meeting Link:

[tubi.verovoting.com.au](https://tubi.verovoting.com.au)

### Tubi Limited 2022 AGM - Event Summary

#### Registration Open

Friday, 9<sup>th</sup> December 2022

#### Online AGM Starts

Wednesday, 14<sup>th</sup> December 2022  
2.00 PM (AEDT)

Vero AGM and Voting are accessible on both desktop and mobile devices.

In order to participate online you will need to:

- Ensure your browser is compatible – Vero Voting supports the latest versions of Chrome, Safari, Firefox, and Edge; or
- Visit the meeting link above on your desktop or mobile device.
- Login using the process below to review all documents and information about the AGM
- To ask questions, you can do so prior or during the meeting the **Q&A** tab.

### Logging in.

Enter your **SRN/HIN** and **Postcode/Country Code** to sign in.

### How to Vote


#### STEP 1

Access online portal by using the meeting link shown in top right corner

#### STEP 2

Enter your SRN/HIN and Postcode or if registered overseas the Country Code (HKG,NAM,NZL,USA,ZAF)

#### STEP 3

When the vote is open, click  and select your preferred voting option.

### Support

If you have any questions, or need assistance with the online process, please contact Vero Voting on 1300 702 898 between 8.30am—5.00pm Monday to Friday (Australian Western State Time) or email [support@verovoting.com.au](mailto:support@verovoting.com.au).

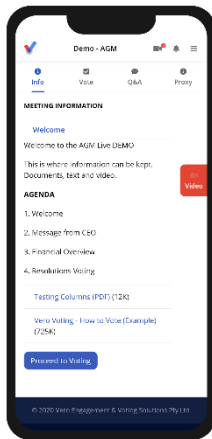
# Using Vero AGM



## 1. Signing In (on your mobile or desktop computer)

- Visit the meeting domain on the previous page.
- Enter your **SRN/HIN** and **Postcode** to sign in.
- Ensure your browser is compatible – Vero Voting supports the latest versions of Chrome, Firefox, Edge, and Safari.
- Register your attendance.

Note: If you misplace the information above, call 1300 702 898 for tech support.

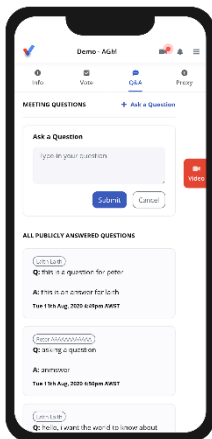


## 2. Attending and Watching the Meeting

- Make sure you have a good stable internet connection.
- If you are on a mobile select the **video** icon on the right side on the screen.
- Press unmute and play to start watching your AGM.
- You have the option to view full screen and adjust volume.

### Recommended Browsers

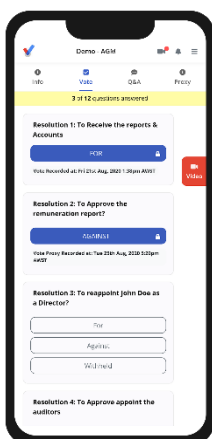
- > Desktop/Laptop: Chrome, Firefox, Edge, or Safari (latest versions)
- > Mobile iOS (12.2+): Safari Mobile
- > Mobile Android (6.0+): Chrome Mobile



## 3. Asking Questions (Q&A)


- To ask a question **prior or during the meeting** press the Q&A tab
- Start typing your question in the box and when done, click Submit. Once sent, it will appear in the column with the icon "NEW".
- Once you have submitted your question, it will be flagged as one of the following statuses:

- Approved** This status appears when your question will be answered below your question.
- Answer after meeting** This status appears when your question will be answered after the meeting.
- Support** This status appears if your question is regarding a support issue. Support personnel will reach out to answer your question.



## 4. Voting

The voting starts when the meeting Chair opens the poll. From your screen, you can see the resolutions and voting choices set.

- To vote, click on the Vote tab  to navigate to the Voting page.
- Simply select your options to cast your vote for each question.

Trouble logging in?, Please call 1300 702 898 or email [support@verovoting.com.au](mailto:support@verovoting.com.au)